

UniLodge

VICTORIA UNIVERSITY

RESIDENT HANDBOOK



101 BALLARAT ROAD, FOOTSCRAY VIC 3011

WELCOME

Welcome to UniLodge Victoria University

We trust that your stay here will be both enjoyable and productive. We understand that you are here to study, but also to enjoy yourself and be at ease. We hope to alleviate some of the pressures you will face, through our Community Spirit Program, which includes a variety of social events, life skills and links to the University's extensive student services.

The Resident Handbook is designed to enhance everyone's understanding of the building and to understand your obligations in observing the "House Rules" in relation to the License to Occupy / Lease agreement. The aim is that through a better understanding all residents can enjoy their stay.

Most of the issues in this Resident Handbook are based on common sense and many have already been explained during the initial sign-up process, and subsequent orientation. The regulations are designed for your **COMFORT, SAFETY, SECURITY and WELLBEING.**

We hope you find the Guide useful in answering any questions you may have - but should you still have any queries, please feel free to ask – we're here to help!

UniLodge management is committed to developing an atmosphere and environment that provides students with support you need, and the best possible opportunities to maximise your potential to achieve success, and an all round student experience.

A very warm welcome to UniLodge Victoria University
The UniLodge Victoria University Team

Enjoy your stay!



TABLE OF CONTENTS

Settling In	4
We Care About You!	4
Community Spirit Program	6
Living Together @ UniLodge	8
Facilities and Services	8
Your Shop	11
Rights and Responsibilities	12
Your Agreement with Us	13
Rules of Tenancy	15
Arrival	18
Building Facilities	20
Operating and Caring For Your Unit	22
Payments	24
Refund Policy	25
Communications	26
Contact Details	26
Emergency Procedures	27
Health and Safety	28
Security	30
VU Support Services	31
Handbook and Orientation Acknowledgement Form	33

SETTLING IN

Most students coming from overseas experience a certain amount of 'culture shock'.

The people, the weather, the food, and the buildings may be new and it may take you a little time to get used to your new surroundings.

Many new students, including Australian students, are living away from their family and friends for the first time so we encourage you to become involved in our Community Spirit Events, so that you will make new friends and begin to feel more 'at home'.

If you are having difficulty settling in, our staffs are here to help you! We also have many students from different countries that are going through the same experiences as you.

Please come and see us if only for a chat! UniLodge wants your stay to be a happy and prosperous one.

WE CARE ABOUT YOU!

UniLodge strive to provide community based support. One of the big advantages of living in a community is that there is always someone to help. Do not keep your worries to yourself – the sooner we get on to them, the sooner we can help you to resolve the problem. Confidence is kept, and you can be assured of a sympathetic ear, regardless of the size or nature of your problem.

New residents often experience difficulty adjusting to:

- The transition from school to tertiary/university life
- A different education system and different demands
- Living away from home, and fending for themselves
- Being away from the support of family and friends
- Settling into city life, a new state or a new country
- Language barriers
- Life style and culture changes, this may come as a shock, and may include:
 - Finding their way around i.e. transport, clubs, churches etc.
 - Basic establishment tasks e.g. bank accounts etc.

UniLodge staff is here to assist you with all these issues and more. Feel free to pop into reception and we will be happy to give you the information you need.

Any one affected by illness, accident or death of a relative, should talk to the Residential Life Manager or General Manager. If necessary we can refer you to the appropriate counsellors for further support. We're here to help in any way we can.

UniLodge is proud to offer a pastoral care network. When you join our community you will find there is always something to do and someone to talk to.

Our Residential Advisors might come and knock on your door with a bag of lollies or stop you in the hallway to find out about your weekend. They are always available for a chat and to offer advice and sometimes referrals to other services.

Connecting you to services, people and places is just one of the important roles to play here at UniLodge. So whether you want to connect with other residents, the local community or just want to know the best places to 'hang out' we can help you.

We want to assist you wherever possible to fit into your home away from home as quickly, safely and securely as possible so you can get on with the job of studying and enjoying your time here.

Academic Support

If you have an academic problem, talk to us as soon as it arises – don't leave it until it is too late! Should you be experiencing any concerns regarding course and subject selection, preparation for examinations, dealing with tutors and lecturers, applying for special consideration due to sickness or family troubles, we can help to refer you to the relevant department or faculty that will be able to address any issues. As a resident you will experience differing levels of stress at various times, particularly around examination time. We are here to provide a climate in which you can maximise your academic achievements. If you are experiencing noise related problems that are affecting your study, please advise us immediately by calling the RA on duty.



RESIDENTS MUST ALWAYS BE TOLERANT OF OTHER RESIDENTS' STUDY HABITS.

COMMUNITY SPIRIT PROGRAM – OUR RESIDENTIAL LIFE PROGRAM



Community Spirit Program

What is Community Spirit?

Community Spirit is an integrated, contemporary, student life program, run by UniLodge for our residents. It is designed to support and bring out the best in each resident through the duties and activities carried out by Senior residents, Residential Advisors, the Residential Life Manager, the Customer service staff, and the General Manager.

UniLodge's Multi-cultural Vision

We promote a cultural of mutual respect, tolerance and celebration of diversity. We aim to provide opportunity for the building of cross-cultural understanding and friendship. So, everyone feels respected, looks out for everyone else, belongs and shares a sense of family, friendship and belonging, Interacts with, learns from, and values - all peoples.

What does the Program Aim to Achieve?

It offers a balanced program of activities that supports resident life across many dimensions such as: standard of living and quality of life as a whole, mental and physical health, academic and personal achievements, personal and social relationships, safety and security and community connectivity.

An example of the CSP calendar you can find around UniLodge Victoria University – Always check the App for updates!

UniLodge @ VU						
January 2019						
MONDAY	TUESDAY	WEDNESDAY	THURSDAY	FRIDAY	SATURDAY	SUNDAY
	1	2	3	4 Pancake Breakfast	5	6 Sunday BBQ
7 Movie Night @VU	8 Australian Open Practise Matches	9	10 Beach Day	11	12	13 Sunday BBQ
14	15 Fish and Chips Dinner	16	17	18	19 T20 Cricket @ Marvel Stadium	20 Sunday BBQ
21	22	23 QV Summer Night Markets	24 Australian Open Semifinals	25	26 Australia Day BBQ & Cricket	27 Melbourne Australian Open Men's Singles Final
28 Rooftop Pizza Party	29	30	31 Scienceworks			
YOU MUST REGISTER VIA THE UNILODGE APP TO ATTEND ALL EVENTS (Tickets and registration available on the App) - if you're not present at the nominated time, your registration will be deemed cancelled (charges apply). Dates / times are subject to change- confirm with Reception prior to the event. Events are for UniLodge@VU residents only.						

What Types of Activities Underpin the Community Spirit Program?

- Socially responsible activities such as getting residents involved in raising much needed funds for a charity such as Movember, or participation in community activities
- Barbeques and nights full of entertainment, that encourages interaction, fun and friendship
- Trips to Aussie fun spots - go surfing, indoor rock-climbing, bike riding to great Australian icons
- Educational and special interest forums, seminars and focus groups
- Life skill sessions such as budget workshops, interview skills, and resume writing workshop.
- Games nights and movies nights
- Sporting activities such as netball, basketball, footy, cricket – it's up to you!
- International parties and cultural activities

Attending Events

Attending and signing up for events is easy, just go to the UniLodge App and click attending for events that interest you. The wide range of events will be loaded via the App for the upcoming months so you can see what events are coming up and choose the ones you wish to attend, so simple! Our customer service staff at reception are able to assist you or answer any questions you may have.

To keep up to date with Community Spirit events visit our App, and click on attending to events to make sure you never miss out on all the great stuff happening here!

Complaints

Life in a community can sometimes throw up challenges that are difficult to manage on your own. You might have a problem with a fellow resident or a staff member, or a decision that has been made by UniLodge Management. If you do come across some difficulty in your life at UniLodge, don't hesitate to raise it with the Residential Life Manager or the General Manager. In most cases, problems can be resolved through informal enquiries and discussions.

Here are the steps to follow if you need help to resolve a problem:

Step 1 - Talk politely and openly to the person involved

Step 2 - Inform the person that you will take the matter to UniLodge Management

Step 3 - Inform the UniLodge Manager of the complaint, and they will work with you to resolve the issue.

If you have a complaint against UniLodge Victoria University, please come and speak with us about it; we will always do our utmost best to help you! Please note complaints must be processed with UniLodge Victoria University, and not with the University unless you wish to escalate an unresolved complaint.

Financial Difficulties

If you are experiencing any financial difficulties, please speak to the Residential Life Manager, the Customer Service Manager or the General Manager. Often, these difficulties can be managed by the implementation of a financial plan. The Residential Life Manager can also help connect you to the University, whom may be able to offer some form of assistance.

LIVING TOGETHER @ UNILODGE

Living in a close community like UniLodge can be a lot of fun, but it will take effort and compromise. Follow these escalation steps if conflicts arise.

If you have an issue with a fellow resident, try first to talk about that issue with the person concerned. Try to talk about it before the issue becomes a major problem and try to come to an agreement.



If you feel that you are unable to come up with a suitable solution you can call the Residential Advisor to discuss your problem. If needed, the Residential Advisor will arrange a meeting with all relevant residents to discuss concerns and help resolve the



If these steps have been followed and you find that the conflicting issues are still present, please contact the Residential Life Manager or the General Manager for further assistance with dealing with the matter.

Tips for happy living in a multi-share apartment

- Always do your fair share of cleaning
- Decide on a cleaning roster for the kitchen, bathroom and vacuuming
- Be aware of the noise you and any guests you have over produce. This is a common courtesy which should extend to all residents.
- Don't leave dirty dishes overnight.
- Take out the garbage when the bin is full
- Decide if you are going to share the cooking, it's a great way to try new foods and cut costs
- Always store valuable items in your room
- Be considerate with your use of shared facilities and equipment.

Personal Problems

Do not be afraid to confide in the appointed UniLodge staff to discuss any personal issues that are getting you down, they are here to support you and provide guidance, assistance and referral where necessary.

The VU Counselling Service located in building M are also available 9-5 weekdays.

Privacy

Your privacy is important to us. Should you wish to discuss any matter in private, please ask.

All matters discussed will be kept confidential.

Sexual Harassment

Sexual Harassment is acting against Australian legislation and occurs where:

- a person subjects another person to an unsolicited act of physical intimacy; or
- makes an unsolicited demand or request (whether directly or by implication) for sexual favours from the other person; or
- makes a remark with sexual connotations relating to the other person; or
- engages in any other unwelcome conduct of a sexual nature in relation to the other person;
- And the person engaging in the conduct described above does so:
- With the intention of offending, humiliating, or intimidating the other person; or in circumstances where a reasonable person would have anticipated the possibility that the other person would be offended, humiliated or intimidated by the conduct.

UniLodge is a friendly and supportive community, and it is expected that members will be pro-active in ensuring that it remains so. Anyone at UniLodge who indulges in any form of discrimination or sexual harassment will be asked to leave.

The Anti-Discrimination Act makes discrimination unlawful on grounds including: **Gender, race, age, sexual preference, religion, political belief or activity.**

If you think you have been subjected to any form of discrimination please contact the Residential Life Manager or General Manager and the appropriate steps will be taken.

Social Support

UniLodge will organise Community Spirit events throughout the year and you are encouraged to attend these activities, as they provide the ideal opportunity to get to know the staff and most importantly other residents within the building. Partaking in the organised social events will assist in overcoming any loneliness you may experience, and give you an opportunity to make friends and develop long lasting relationships that will enrich your experiences here at UniLodge and your time spent as students.



Workplace Health and Safety





Under the Workplace Health and Safety Act, UniLodge is recognised as a workplace and, as such, this puts responsibilities on both Management and Residents. As Residents you must not be negligent in terms of causing or contributing towards an accident e.g. preventing easy access or exit from the building by leaving personal articles or rubbish blocking the exits, or interfering with any fire safety notice or equipment.

FACILITIES & SERVICES

Laundry

A coin-operated laundry with washing machines and dryers is located on the Ground floor of the residency, past the common area kitchens and theattrette. For effective cleaning and drying, do not overload the machines. Please don't leave washing or baskets in the laundry room unsupervised. If you experience a problem with one of the machines, please contact the number on the machines, or fill out a Maintenance report. An iron and ironing boards are available for loan from reception during opening hours.

Services from Reception

Service	Cost
Lock out fee	\$10
Replacement card	\$55
Printing 	\$0.20 per page
Photocopy 	\$0.20 per page
Vacuum Cleaner 	Free for 1 st hour, then penalties apply
Iron 	Free for 1 st hour, then penalties apply
Trolley	Free for 1 st hour, then penalties apply
DVDs/Ping Pong Balls and Bats	Free to borrow, liable for replacement should they get lost; please return to reception after use

YOUR SHOP



UniLodge residents don't have to worry about bringing sheets, pillows, pots or pans, and electrical appliances with them - our online shop, Your Shop is a fabulous way to ensure that everything you need is sitting ready and waiting when you arrive, and available for purchase throughout your stay with us at UniLodge.

Here's what one of our current residents had to say about Your Shop:

"I am satisfied with my product. It was very good value for money, & having everything already in my apartment when I moved in was a great relief." – Tom, UniLodge Resident

Offering a great variety of products, our prices are highly competitive and certainly comparable to High Street shops and supermarkets in Australia, and residents have compared the quality of our linen to that of a 5 Star Hotel!

Visit [Your Shop](#) now and order today!



RIGHTS & RESPONSIBILITIES

Resident Rights

- To start the tenancy with the premises in a reasonable condition that complies with health and safety regulations.
- Peaceful enjoyment of the premises.
- A secure environment.
- To be given a copy of the lease

UniLodge Rights

- To send Remedy of Breach notices to residents who break the terms or conditions of the License to Occupy (Tenancy Agreement) and/or cause damage to any parts or inclusions of the building and/or cause inconvenience to others.
- To issue Remedy of Breach notices to residents defaulting on their rental payments, and to send a Notice to Leave if not remedied.
- To inspect the condition of the property between 7am and 9pm at a time previously arranged. Entitled to maintain rules and regulations (permitted by law) regarding the limitation, prohibition, the use of drugs and alcohols within the premises.
- Request ID from residents.

Resident Responsibilities

- Pay the rent by the due date and by the agreed method of payment.
- Do not use the premises for illegal purposes.
- Do not cause a nuisance or interfere with the reasonable peace, comfort, or privacy of any other resident.
- Keep the premises and inclusions clean.
- Be responsible for your guests' behaviour.
- Do not intentionally, maliciously or negligently damage, or allow anyone else to intentionally, maliciously or negligently damage, the premises or inclusions.
- Report to UniLodge any damage/maintenance issues to your premises in writing.
- Pay for charges as outlined in the License to Occupy (Tenancy Agreement)
- Abide by the terms of the License to Occupy (Tenancy Agreement), rules and regulations of the building.
- Only use the premises for residential purposes unless otherwise agreed in writing.
- Be responsible to pay for any blown light bulbs or damage in your unit.
- Be responsible to pay for any False Fire alarm call outs that may occur from your unit.

UniLodge Responsibilities

- To make sure the unit is clean and fit to live in at the start of the agreement.
- Providing a reasonable level of peace, comfort and privacy in the premises.
- Ensure the premises are reasonably secure.
- Ensure compliance with laws regarding the health or safety of persons using or entering the premises.
- Maintain the premises and inclusions in good repair and keep the common areas clean.

YOUR AGREEMENT WITH US

Condition Report

At the commencement of the License to Occupy (Tenancy Agreement), an Entry Condition Report will be completed and signed by both the Resident and a UniLodge representative. This Condition Report will be used at the end of the License to Occupy (Tenancy Agreement) to assess any damage to the unit, its furniture and equipment.

The completed Condition Report must be **returned to the office within 2 days** of you receiving the report. Failure to do so will result in the precondition report forming the basis for any security deposit claims at the end of your tenancy.

Eviction

UniLodge Rules of Tenancy promotes tolerance, courtesy and care for others and the different needs within the community. If any resident chooses to ignore or transgress these guidelines, he/she shall receive written warnings from the UniLodge management. Residents, who have received warnings and continue with unacceptable behaviour, will be issued with a "Notice to Leave" and an application will be made for eviction.

In addition to the termination provisions, "Notice to Leave" will be given to any Resident who:

1. Is found to be carrying, using or distributing illegal drugs or other illegal substances.
2. Is found to be involved in the harassment of or discrimination against another Resident, staff member or person.
3. Is found to be involved in the sexual/physical abuse of another Resident, staff member or person.
4. Is found to be involved in theft of another person's property.
5. Significantly interferes with the peace, comfort or privacy of another resident or staff member.
6. Is found smoking in their room or in any other area of the building
7. Is found to have tampered or removed the smoke alarm in their room.

These practices are against the law. Residents must note that these practices lead to immediate expulsion and possible prosecution.

Security Deposit

- A security deposit equivalent to \$1,500 is required. The security deposit is held in a trust account on behalf of the resident for the term of the tenancy and / or for any further period in which the resident may occupy the unit.
- The security deposit cannot be used for rent unless authorised by the Property Manager.
- The cost of repair or excessive cleaning may be deducted from the security deposit.
- The resident is not entitled to make a claim on any interest of the security deposit.

Termination of License to Occupy (Tenancy Agreement)

A License to Occupy (Tenancy Agreement) may be terminated if:

1. The Resident fails to pay rent by the due date and all Notices to remedy have not been satisfied.
2. The Resident permits a breach of the provisions of the License to Occupy (Tenancy Agreement) or the Rules of Tenancy.
3. The Resident resorts to or takes advantage of any law for the protection of insolvent people, becomes bankrupt or commits an act of bankruptcy.

At the termination of a License to Occupy (Tenancy Agreement) all the resident's personal property must be removed. Any property left in the apartment will be disposed of in accordance with The Residential Tenancies Authority guide lines.

When considering prematurely terminating your License to Occupy (Tenancy Agreement), it is your responsibility to all of the following:

- Continue to pay rent as per the agreement until the unit is re-let. We will refund any monies owed to you if and when the unit is re-let.
- Find another suitable person to take over your unit so there is a continuation of payments to the unit owner.
- In all cases the unit must still be returned to the same standard that it was in at the commencement of the lease.
- An Early Termination / Administration Fee, will apply.

You have entered into a legally binding agreement and you are responsible for the payment of the tenancy fees under this agreement for the agreed term. UniLodge reserves the right to seek recovery of these monies should you fail to meet your legal requirements. NB. We also have the resources to recover monies owed to us outside of Australia.

RULES OF TENANCY

These Rules form part of your License to Occupy (Tenancy Agreement) with UniLodge. Please read these Rules and if you have any questions or need a translator advise reception.

Alcohol

Management promotes a responsible attitude towards the use of alcohol. Alcohol is permissible (if you are over the age of 18) only if consumed within your own unit. Alcohol is NOT permitted in common areas, hallways, or outside the entrance of the building.

Under 18's are strictly NOT allowed to consume alcohol on the UniLodge premises.

Behaviour

Residents must agree to abide by the code of behaviour. Acceptable behaviour includes not interfering with another person's living conditions or personal security. Unacceptable behaviour will be dealt with by management. Repeated offences could constitute grounds for early termination of your License to Occupy (Tenancy Agreement), however you will still be held responsible for rent until the unit is re-let.

Building Security

All residents and visitors agree to be bound by the security regulations and as instructed by management.

- Residents must carry ID at all times and, if requested, show it to Management, Security or Staff.
- Under no circumstances are Residents to loan out their Security Swipe Card.
- Residents must not let non-residents enter behind them, if in doubt; they must call the RA on duty or notify reception

Candles

It is forbidden to use candles and incense in the building, as they risk setting off the smoke alarm. Residents who set off the fire alarm are liable for the costs passed onto the property by the Melbourne Fire Brigade (see Cooking).

Children

The property has not been built with the safety of children in mind, and therefore children are not permitted to reside within the building.

Cleaning and Inspections

All Residents are responsible for the day to day cleaning of his or her unit. In addition to this, UniLodge units will also be inspected randomly, after due notice is given, for cleanliness and damage. Residents who fail these inspections will be liable to pay cleaning charges of \$50 per hour.



Common Property

Residents must not interfere with or damage any common property, nor leave anything on or obstruct the use of common property. The Resident is liable for all damages caused. It is forbidden for residents to remove furniture (chairs, beanbags) from common areas.

Cooking

To ensure the safety of yourself and other residents, you must cook in a responsible manner, using the **rangehood exhaust fan at all times**. The rangehood is located above your cooktop, make sure it is pulled out, switched on (you will be able to hear a low sound) at all times – even when you don't anticipate smoke (i.e. cooking sausages, chicken, even toast!).

Any cooking which triggers the smoke alarms resulting in the attendance of the Metropolitan Fire Brigade will be charged for all associated costs. This can be a costly exercise – please exercise care when cooking and never leave unattended

Drugs/Illegal Substances

The use of/or being under the influence of any illegal substance in the building is strictly forbidden. This means under **NO** circumstances are any illegal substances permitted within the complex, including possession or use of equipment associated with the use or manufacture of illegal drugs/substances. Failure to comply with this rule can result in eviction. If you feel you are becoming addicted to drugs (or know somebody in the building who is), please talk to Management. We are here to assist in every way possible. We can certainly put you in touch with people who can help you.

Eligibility of Residents

- All Residents and other occupants must be registered and sign a License to Occupy (Tenancy Agreement)
- Children are not permitted to reside at UniLodge.
- Residents must not sub-let the unit under any circumstances.
- Residents must agree that if they reside in an Under 18 apartment, they must continue to follow the Under 18 policy after turning 18 years of age until they vacate that apartment at the completion of the contract.

Empty Rooms

It is forbidden to occupy empty rooms by letting friends stay, or storing possessions in there. These rooms are reserved for your new housemates; who could be moving in soon! If a door is left open to a vacant room, please alert reception or shut it behind you.

Furniture and Equipment

The furniture, and other items provided in the units are to be used for the purposes for which they are made. The Resident is liable for damage to this property.

The Resident is not permitted to make alterations or additions to the unit or the furniture and equipment within the unit, unless the request has been given in writing and approved by Management.

Gambling and Gaming

Gambling is not permitted on the premises.

Guest Policy

All guests who stay overnight or past 10pm must fill out a Guest Form, available at reception, to be approved by Management. A guest is restricted to staying 4 nights maximum, and is not permitted to stay on a frequent basis (upon Management approval). Guests who are found after 10pm without a guest form will be asked to leave.

Residents are responsible for the behaviour of their visitors and must understand that visitors are also bound by all the Rules of Tenancy whilst in the building.

Residents are responsible for personally letting their guest/s out of the building after hours. The issued swipe card must not be given to the guest/s to exit the building by themselves.

Lockouts

A lockout fee of \$10 will apply each time you lock yourself out of your apartment (by forgetting your card) If you have lost your swipe card, you will be issued with a new swipe card – Note, a fee of \$55 will be charged for replacement. Make sure your key card is not in your room when you request a new card; we cannot refund you if you find your card at a later date. Please remember to keep your room key with you at all times, including during fire alarms.

Motor Bikes

Residents that own a motorized bikes or scooters are NOT to store them in the bike shed as this is a safety risk. All such vehicles need to be parked at the back corner of the building on the pavement in such a way that they are not obstructing parked cars or pedestrians.

Noise Curfew

As this is a student residency, people are here to study and as such noise must be kept at a minimum after 10pm. If you are being bothered by excess noise, you are reminded to call the Resident Advisor on duty, they will then investigate the situation and revert back to you. Special curfew hours apply during exam times.

Neighbours

You are further reminded to keep a noise down when entering and exiting the building, especially at night. Please be respectful to our local neighbours, who can be bothered by loud noises residents make coming home late at night. Residents who do not respect this may receive a breach.

Parties

Residents are not permitted to have parties in their apartments and Management reserves the right to shut down a Party if necessary.

Pets

Under no circumstances are you are permitted to bring any pets or animals into the building. This includes fish.

Requests by Staff

Residents must comply with all reasonable requests from UniLodge Management and support staff. Note that Resident Advisors are UniLodge staff and often represent Management in after hours. Requests by UniLodge Management/Administration for face to face meetings with residents, are not optional, cannot be rejected, and must be complied with - as they are always very important.

Smoking

UniLodge is a smoke free building which includes the unit, balconies (if applicable) and common areas, as such any costs resulting from the repair and cleaning of any damage caused through cigarette burns, smoke residue or build-up of nicotine will be charged to the tenant responsible. Residents who wish to smoke outside must cross the road to on Tiernan Street, and are not permitted to smoke on UniLodge VU property (as is in compliance with Victoria University smoking restrictions).



ARRIVAL

This handbook contains the 'Rules of Tenancy' which forms an addendum to your 'License to Occupy (Tenancy Agreement)' You must read these documents and, once understood, sign the acknowledgment form issued to you upon arrival, as agreement to abide by the Building Rules and contract obligations. You are also entitled to a copy of the signed License to Occupy (Tenancy Agreement).

The items you will receive upon check in are:

- A security swipe card
- A copy of the Entry Condition Report for your unit
- A copy of the License to Occupy (Tenancy Agreement)
- A copy of the Resident Handbook

A full induction will be provided within 5 days of arrival.

Absent from your Unit

If you intend to leave your unit for any length of time, please ensure you advise reception. Reception will note this on your file should we need to contact you in an emergency. Please note if you are away over a rental instalment date, it is your responsibility to ensure that your rent is prepaid at all times. To avoid any unnecessary removal of goods where it is thought that the unit has been abandoned, please ensure that you attend to all rental payments prior to going on holiday.

Access to other Units

Entering another resident's unit without authority is not permitted.

Offenders may be detained and charged with trespassing by the appropriate authorities. If a Resident is invited into a Room, and subsequently asked to leave, the Resident will do so immediately. To prevent trespassing and, in particular theft, all residents should keep their doors closed and windows locked regardless of whether or not they are in their unit.

Access to the Building

The automatic foyer doors are programmed to operate without the use of a swipe card during reception hours. Outside of the reception hours, it is necessary to use your swipe card to open the automatic sliding doors.

Additional Furniture

The installation of other furniture into a resident's unit is not permitted unless a written application is submitted to, and approved by UniLodge management. Every request will be looked at separately depending on the size of the unit and furniture required.

Identification

Identification should be carried at all times as it allows Management and Security to determine if a person is a resident at UniLodge. It also allows after-hours access should you lose your swipe card.



Security and Swipe Card

- You are issued with a swipe card when you check in. The swipe card will give you access to the main entrance door of the building, after-hours access to eligible areas, your apartment, your apartment front door, (and/or your bedroom door) and the recreation areas.
- The swipe card should be carried by residents at all times. Your swipe card must not be given to any other person.
- Please remember to close your door when leaving your apartment to ensure your room is secured.
- Should you lose your swipe card or be locked out of your unit, you must contact Reception or the Resident Advisor on duty, immediately to regain access and/or replace your card accordingly.



Please find following the prices for the replacement of lost swipe cards:

Swipe Cards	\$55.00 each (replacement) / \$10 lockout fee applies
--------------------	---

BUILDING FACILITIES

BBQ

The BBQ is located in the outdoor Courtyard and is available to residents 24/7 for use. Please ensure that after you have used the BBQ that you have cleaned the BBQ and no personal items are left in the area. In order to preserve carpets, walls and other fittings and fixtures, bicycles are not to be brought into any Resident's apartment.

Bicycle Storage

Bicycle racks are located in the security bike storage room. You are encouraged to use this secure bicycle storage, and not leave your bike outside your room. You are not permitted to leave your bike in your room, as it can cause damage to the wall that you will be liable for.



Car Parking

Car parking is not available at the property.

Kitchen

The common area kitchen and dining area are regularly cleaned by cleaners appointed by UniLodge. The cleaners' duties do not include tasks that are your responsibility such as:

- Washing up your dirty dishes
- Removing rubbish and placing it in the rubbish bins (\$50 penalties may apply)



Any items left in the common area kitchen will be thrown away into the rubbish. Any sink blocked by food must be reported to a UniLodge staff member. Charges may apply.

Laundry

The laundry is open 24/7 and is located on the ground floor. It has coin-operated washing machines and dryers available for resident use. For effective cleaning and drying, do not overload the machines. If you encounter any difficulties with the laundry equipment please contact the company directly.



Mailboxes

All mail and parcels are received by reception and can be collected during office hours (grocery and meal deliveries will not be accepted by UniLodge).

Reception

Our staff will not only assist with questions and queries regarding the property, but have a range of knowledge concerning the local area, food, travel and general information. Reception hours are as follows:

Monday to Friday	08:30 – 18.00
Saturday / Sunday	10:00 – 14:00
Public holidays	Closed (RA on duty)

Resident Lounge

There are numerous recreation areas on the ground floor, incorporating, large flat screen TV's and lounge chairs, tables, stools, pool table, table-tennis table, foos-ball table, communal kitchen, Cinema Room / Theatrette and an in-house Student Cafe . Please show consideration to other residents by ensuring these areas are constantly kept clean and tidy at all times.



Rubbish

Please empty your rubbish and recyclable items into the respective shoots (general garbage and recyclable) which are located on each level. This should be done on a regular basis for health and hygiene reasons. If something does not fit in the chute, it is preferable you dispose of your rubbish and recyclable items in the Ground Floor garbage rooms located near the reception foyer (penalties apply for any rubbish and recyclable items left outside of the garbage shoots).



Recycling Tips:

- Remember what is recyclable: paper, cardboard and packaging containers made from plastic, liquid paper board (i.e. milk cartons), glass, steel and aluminium
- Make sure recyclables are empty – remove solid food scraps
- Keep recycling out of plastic bags – or else it may end up in landfill

Study Rooms

Study project rooms are located on each level of the building. Flat screen TVs are located in these rooms – Note, students are welcome to use Study Rooms that are not necessarily located on their floor.

Transport

Information on public transport can be obtained from the Public Transport Victoria website or you can download the PTV app on your mobile phone. Our friendly customer service staff can assist you to navigate the website or the app.



Utilities - Electricity, Gas & Water

Electricity, gas and water consumption is included in your rent.

(along with a massive 50GB of Wi-Fi allowance per month)

NB. This combined value is conservatively estimated to be approximately \$125/month in value



OPERATING AND CARING FOR YOUR UNIT

Departure Cleaning

Your unit has been professionally cleaned and fitted with new mattress protectors prior to your arrival and as a condition of your lease you must leave your premises in the same condition as when you entered them. To take some of the stress out of your exit process, UniLodge has been able to negotiate volume rates with a bond cleaning company that delivers a service that we believe is of a very high standard which meets our expectations.

Glass and Aluminium

Please note the following suggested points for the care and maintenance of the glass in your apartment.

WHAT NOT TO DO

- Do not store or place items in contact with the glass (this can damage the glass or create a heat trap leading to thermal breakage).
- Never use abrasive cleaners on glass. Scouring pads or other harsh materials must not be used to clean windows or other glass products. Powder based cleaners are to be avoided.
- Avoid causing extreme temperature changes as this may lead to thermal fracture of the glass (i.e. Do not splash hot water on cold glass, or freezing water on hot glass). Some tapes or adhesives can stain or damage glass surfaces. Avoid using such materials unless they are known to be easily removed.

Heating

There is a Hydronic heater installed in your apartment. At no time should this be covered, or obstructed in anyway. Clothing and laundry cannot be hung over the heater as this is a dangerous fire hazard.

Joinery Items

Cleaning

A wipe over with a clean, soft damp cloth should be sufficient to keep all Laminex surfaces clean. Soiled surfaces or light stains are best removed with warm soapy water or with a common detergent, such as Mr. Muscle, Nifty Solvent or bathroom cleaner. Wax or other polishes are unnecessary and should not be used.



Scratches and Cuts

Chopping and cutting directly onto the surface can damage Laminex surfaces. To prevent this happening, use a cutting or chopping board. Sliding of heavy objects can cause scuffing of the surface. Residents will be charged for replacement of the surface if severe cuts and scratches occur.

Residents are asked not to remove from their unit any item or equipment that has been provided by UniLodge.

Microwave Oven

Your unit is provided with a microwave oven located in the kitchen. The microwave is connected to a 240V single-phase electric power supply. Some microwave ovens are convection capable, meaning they can bake and grill as well as re-heat

Mirrors

The manufacturer recommends gently wiping with a damp, lint-free cloth.

Refrigerator


Your unit is provided with an electric refrigerator connected to a 240 volt electric power supply. On arrival check that the fridge is plugged in and switched on, you may need to adjust the cooling setting within the refrigerator. To be effective the refrigerator should be constantly left on. If you are living in a 6-bedroom apartment, please be mindful of your roommates and only use your allocated space.

Roller Blinds

You will find a chain on the side of the window or sliding door. Pull the chain gently and smoothly from directly underneath to either raise or lower your window blinds. Should you pull the chain off, it will be at your cost to have it re-attached.

Smoke Detector

Your unit has been installed with a smoke alarm. Generally, they are located on the ceiling in the living/bedroom areas. Each one is connected to a 240V power supply via your unit switchboard. **If you attempt to tamper, cover or remove your smoke alarm you may be fined in excess of \$3,000 by Melbourne Fire Brigade.**



Stains – Removing Stains

DO NOT use any powders or abrasive liquid cleaners. A light application of METHYLATED SPIRITS or cleaning liquid that does not contain solvents can be used.

Tiled Surfaces

Do NOT clean the tiles with ACID or with any abrasive materials.

Do NOT place potted plants directly onto tiled balconies – remove any residue immediately before staining occurs. Use specifically designed tile-cleaning detergents only.

Walls

Hanging items on the walls

Please be very careful of what you stick onto the walls. The walls could become damaged or paint removed if care is not taken, and a charge will apply if this does occur. You can buy special hooks from Supermarkets or Hardware Stores, which are designed not to damage the walls once removed; however, there is no guarantee that damage will not occur. These are 3M Brand adhesive/ removable hooks. Please ensure you remove these hooks at the end of your tenancy. Any damage caused as a result of removing these hooks will be your responsibility and repair will be at your cost. No sticky tape is to be used. No blue tack is to be used as it can stain.

PAYMENTS

Rent

Rent is to be paid as per the License to Occupy (Tenancy Agreement), and must always be in advance. Payments can be made in the following way:

- a) Bank Transfer into the UniLodge Bank Account.
- b) Direct Deposit at the bank into the nominated UniLodge Bank Account.
- c) Credit card at the reception desk during business hours (3% surcharge applies)

Bank Name: St. George Bank (also known as Bank of Melbourne)
Account Name: UniLodge VU
Full Name: Footscray Student Accommodation P/L
BSB: 114-879
Account No: 4941-82923
Swift No: SGBLAU2S
Reference: Student's name

Please instruct your Bank to reference your deposit/transfer with the **STUDENT FULL NAME** (Note: we are unable to secure your application if we cannot identify your full name clearly).

Payment of Rent must be received on or before the due date.

Usually on the 1st of each calendar month, thus maintaining the second month in advance

Residents whose payments are in arrears will be issued with breach notices

Sundry Charges

Sundry charges are payable by residents and include additional cleaning, lockouts and repairs. These charges are to be paid in full by the beginning of each month.

Unit Repairs

UniLodge employs contractors to repair any damages or problems that occur on the premises. The resident is liable for any damages or loss caused by negligence or misuse, and will be charged for labour and any associated costs. For any damage caused, UniLodge Victoria University will utilise their own contractors for quality of work, legislative compliance and site inductions. You are not permitted to engage your own private contractors.



REFUND POLICY

Security Deposit and Advanced Rent

No Refund

- In the event of a Resident being evicted, the Resident will not be eligible for refund of any Rent paid until another resident is found.
- At the end of a License to Occupy (Tenancy Agreement), where damage has been caused to UniLodge property and the security deposit is not enough to cover the cost of rectification, the security deposit will be claimed and the Resident will remain liable for any additional costs.
- Where a Resident breaks a License to Occupy (Tenancy Agreement) without cause, the Resident is not eligible for any refund of advanced rent until another resident is found.

Partial Refund

- In the case where a Resident wishes to withdraw from their application, who after accepting the offer of accommodation and has paid a holding and / or security deposit and/or rent, must give at least **28 days written notice** prior to either the commencement date of their License to Occupy (Tenancy Agreement) or the UniLodge Semester start date, whichever is the earliest.
- Where the appropriate notice is given, then a portion of the security deposit may be refunded **at the discretion of UniLodge management**, dependent on the subsequent re-letting of the apartment to another party.

Total Refund

- In the event that an applicant has fulfilled all obligations as defined by UniLodge but the offer of accommodation at UniLodge is withdrawn more than 28 days from commencement of the lease, or if UniLodge management is unable to provide accommodation in accordance with our obligations, all security deposit payments and advance rent instalments will be fully refunded.
- However, whilst UniLodge representatives will try to offer applicants the rooms or units of their choice, this may not always be possible.
- If applicants are offered similar alternative accommodation within the same UniLodge facility before commencement of their License to Occupy (Tenancy Agreement) or upon their arrival to take up residency but wish to decline this offer, a cancellation fee will apply.
- A security deposit is refundable at the end of a License to Occupy (Tenancy Agreement), which is not renewed. The conditions for this are: rent is paid in full, all furniture and equipment is accounted for, there is no damage to any UniLodge property for which the Resident is liable and expenses such as cleaning, telephone etc. are fully paid.
- Any costs related to damage, rubbish removal, or excessive cleaning costs will be deducted from the security deposit, as is the departure cleaning fee.

Breaking the License to Occupy (Tenancy Agreement/Lease)

The License to Occupy (Tenancy Agreement) is a legally binding document, which if broken, may continue to attract costs for the tenant. Where a Resident believes that they cannot stay in the unit or continue to pay the rent, they must notify UniLodge management in writing as soon as possible. Please refer to your Licence to Occupy for details explaining the 4 weeks minimum notice required.

There is no set amount of notice required, if the reason for the early termination falls under “special circumstances”. However, it is in the resident’s best interest to give as much notice as possible and, as a guide, four weeks’ notice should be the minimum time given, even in these instances.

COMMUNICATIONS

Internet

Wi-Fi Internet with 50GB of data per month is included in your rent!

Whilst this is ample for even high end users, there are upgrade plans available for purchase.

Details at Reception.

Customer Service Details

- Email: vu@unilodge.com.au
- Telephone: **03 9998 8490**
- Online: www.unilodge.com.au/lodge/vu

Wellbeing Related Issues: reslifemgr.vu@unilodge.com.au

Please ensure that the email recorded on our database is your personal email, and not your guardians. UniLodge Victoria University will contact you regularly via email to inform you of upcoming inspections, scheduled maintenance, news and events and it is expected that you will check your emails regularly.

CONTACT DETAILS

Emergency Services Contacts (Police, Fire, Ambulance)

If dialling from your Apartment handset

Dial 0 first, (for an outside line) – then dial 000

Please also remember to contact your RA on duty by dialling 8 from your Apartment handset

Property Address

Please address your mail and parcels with full details (name, apartment, room and street address)

Each apartment is allocated a pigeon hole mailbox, located at Reception, available during office hours

(only) Example of Mail should be addressed as follows:

Resident Full Name
UniLodge Victoria University
Apartment Number (and bedroom) _ _ _ _ / 101 Ballarat Road
Footscray VIC 3011 Australia

Example:
Mr John Citizen
UniLodge Victoria University
1234-5 / 101 Ballarat Rd
Footscray VIC 3011 Australia

If your mail does not include your unit number it will cause delays in delivery to your letterbox, or may result in the mail item being returned to sender.

Property Main Telephone Number: +61 3 9998 8490

Reception - Dial 9 from your apartment phone

Outside Office Hours (Resident Advisor) – Dial 8 from your apartment phone

Or call mobile +61 (0)458 661 116

EMERGENCY PROCEDURES

UniLodge will provide residents with emergency assistance in the event of:

- Personal, physical or mental emergencies (e.g. theft, assault, harassment, vandalism, lost and found items, accidental or self-inflicted injury or medical condition)
- Build infrastructure emergencies (e.g. fire or storm damage)
- Maintenance emergencies (e.g. loss of power, loss of heating, flooding due to plumbing blockages or breaks, malfunctioning locks, damage to doors or windows)
- Tenancy rule breaches (e.g. excessive noise, trespassing, other disturbances)
- Lockouts – where a resident locks themselves out or misplaces their key

Assembly Location Point - Evacuation

If you are instructed to evacuate the building, make your way to the nearest **FIRE EXIT** and continue down the stairs to Ground Level. Please assemble across the road on Tiernan St (as outlined in the Evacuation Diagrams throughout the building) and await further instructions from the UniLodge staff. Before re-entering the building please wait until instructed to do so by the fire department authority and/or UniLodge staff, as it may not be safe to automatically re-enter the building.

Fire Sprinklers and Smoke Detectors

Never cover or attempt to remove the smoke detector in your room as these are connected to the main fire alarm system and these actions may cause a system fault and or a false alarm. In the event of a false alarm that is caused by interference with a smoke detector, the Metropolitan Fire Brigade has it within its powers to levy fines and commence prosecutions (current fines exceed \$3,000). You may also be responsible for the cost of repairs to the system that this damage may cause.

In the event of excessive cooking fumes in your unit that cause your alarm to activate (without a fire) please do not attempt to clear these into the building common areas as this will automatically call the Fire Brigade who have it within their powers to levy fines for “False” Alarms

****False Alarm Callouts by Metropolitan Fire Brigade can exceed \$2,000 fees for you to pay !!!**

Please open your windows and “fan” the fumes away from your detector which will then cease its alarm once clear. **DO NOT OPEN YOUR MAIN DOOR TO RELEASE FUMES**

Each kitchen is fitted with a Fire Blanket and each Apartment has a fire extinguisher

If safe to do so, please feel free to use this equipment to extinguish a fire (if you are comfortable to do so) In the event of a fire you should always remove yourself and others (if safe to do so) and remove yourself from the immediate danger closing the doors behind you

The building has fire rated doors and advanced systems for your safety

DO NOT TOUCH THE SMOKE DETECTORS AND SPRINKLERS

DO NOT HANG COAT HANGERS THROUGH THE SPRINKLER DEVICE

Touching the sprinkler head may result in it being activated causing hundreds of litres of water to gush into your unit, which will flood not only your unit but also those below. Severe damage costs will be imposed upon anyone who interferes with a fire sprinkler or a smoke detector!

In the event of Fire

- Assist any person in immediate danger only if safe.
- Close doors to stop oxygen fuelling the fire.
- Call the Fire Brigade (000). If calling from your room dial zero (0) for an outside line first.
- Attack fire if safe to do so.
- Evacuate to assembly area using the stairs, assist anyone else, only if safe to do so.
- Remain at assembly area and await all clear or roll call.

REMEMBER: DO NOT USE LIFTS IN A FIRE EMERGENCY

HEALTH & SAFETY

Key Contacts

Dentist	Doctor	Hospital
<p>Co Health Centre Dental Clinic 2 Geelong Road Footscray VIC 3011 (4 minute walk) 03 8398 4100 Enquiries@dhsv.org.au www.dhsv.org.au</p> <p>Open Mon – Fri: 8.30am – 5.00pm Weekends & Public Holidays: Closed</p> <p>Dental Emergencies: 1300 360 054 Mon – Fri: 8.00am – 8.30pm Weekends & Public Holidays: 8.30am – 8.00pm</p>	<p>Millennium Medical Centre Corner Albert & Paisley Street Footscray VIC 3011 (12 minute walk) 03 9687 8633 www.ipn.com.au</p> <p>Open Mon – Sun: 8.00am – 11.00pm</p>	<p>Western Hospital Footscray 160 Gordon Street Footscray VIC 3011 (1.3km – 15 minute walk) 03 8345 6666 www.westernhealth.org.au u</p> <p>Open 24/7</p>

Important Numbers

Emergency (Fire, Police, Ambulance) 0,000			
VU Student Services	99196100	Life Line (24 Hours)	13 11 14
AIDS Helpline	1800 133 392	Medicare	13 20 11
Asthma Victoria	1800 645 130	Headspace	1800 650 890
Cancer Hotline	13 11 20	Beyond Blue	1300 224 636
Vicdeaf	03 9473 1111	Men’s Line Australia	1300 789 978
Centrelink	13 10 21	National Security Hotline	1800 123 400
Direct Line (Drug & Alcohol Counselling 24 Hour Line)	1800 888 236	Nurse on call 24Hours	1300 606 024
Eating Disorders Foundation of Victoria	03 9885 0318	Poisons Info Line	13 11 26
Epilepsy Association	1300 374 537	Pregnancy Help Line (24 Hours)	1300 139 313
Gambling Helpline	1800 156 789	Quit Line	13 18 48
Gay and Lesbian Switchboard	03 9663 2474	SANE Mental Illness Hotline	1800 187 263
Grief Line	03 9935 7400	Suicide Call Back Service	1300 659 467
Immigration / Multicultural Affairs	13 18 81	Suicide Help Line (24 hours)	1300 651 251
Information Victoria	1300 366 356	Vicdeaf	03 9473 1111
Interpreting Service (24 Hours)	13 14 50	Women’s Domestic Violence Crisis Service	1800 015 188
Kids Helpline	1800 551 800	Women’s Info and Referral Exchange (WIRE)	1300 134 130
Legal Aid	03 9269 0234	Centre Against Sexual Assault (CASA) - Crisis Line	1800 806 292

Overseas Student Health Cover

International Students on a study visa must have Overseas Student Health Cover (OSHC). Your OSHC is usually for a six or twelve month period. On arriving in Australia you will need to confirm your

OSHC with the Insurance Company and complete an Application for OSHC. Residents will be required to present their Confirmation of Enrolment form as proof of their status.

If you allow your membership to lapse, the company may notify the Department of Immigration, which could result in your student visa being cancelled.

- You must renew your cover each time you re-enrol to study or every 12 months. To do this you will need your membership card, passport and a letter from your college, university etc. confirming your re enrolment.
- Under OSHC you are covered for accommodation and/or treatment in Public Hospitals. This applies whether you need to stay in hospital or are a patient at the hospital's outpatient clinic or in the emergency/casualty department.
- Your OSHC does not cover ambulance, dental, pharmaceutical, glasses and/or contact lenses. If you or your parents want you to be covered for these items, you will be required to pay extra for this type of insurance cover.

IN CASE OF AN EMERGENCY DIAL 0, 000

Please note that ambulance services in Australia are very expensive and ambulance insurance cover is recommended.

For more information on ambulance cover go to the Victoria Ambulance website

<https://www.ambulance.vic.gov.au/membership/>

SECURITY

IN AN EMERGENCY, PLEASE CALL 0, 000

Local Police Stations

Footscray Police Station: 03 8398 8000
Avondale Heights Police Station: 03 9337 6777
Sunshine Police Station: 03 9313 3333

Crime Stoppers: 1800 333 000

Resident Advisor: Dial 8 from your Apartment or Intercom or dial 0458 661 116

Insurance and Security for your unit

All residents are strongly advised to take out insurance cover on their personal belongings and items such as stereos, computers, bicycles, clothing etc. as they are **not covered** by UniLodge insurance policies. Any large complex is vulnerable to petty theft, and UniLodge is no exception. We suggest that you **keep your door locked at all times.**

Intruders

Although we take all possible precautions, intruders may occasionally gain entry. If you see anyone behaving suspiciously, call reception immediately and watch the person or persons from a distance but do not put yourself at risk.

Be aware that people have been known to walk around a complex with a clipboard pretending they are on official business of some kind.

- **UniLodge has 24 hour video surveillance.**
- **Do not show any person to a resident's unit, or tell them where they live - the resident concerned may not wish to see the visitor.**
- **Do not swipe your card for any other person in the lifts or open the front entry door.**
- **Tell the visitor to call reception.**
- **DO NOT WRITE YOUR ROOM NUMBER (NOR YOUR NAME) ON YOUR KEY CARD
(If lost, it should not indicate who or where it belongs to)**

Please ask at reception if there is anything we can assist you with

VICTORIA UNIVERSITY SUPPORT SERVICES

Study Advice & Career Guidance @ the Learning Hubs

The Learning Hubs are your one-stop-shop for student success, providing the wrap-around advice and guidance to help you through your studies and as you take your first steps into being work ready. The Learning Hubs are where you will find your Study and Course Essentials as well as practical workshops and drop-ins in academic writing, maths, careers and more. Online advice is also available 24/7 via LH Tutoring as well as a suite of resources and our jobsboard.

Website: <https://www.vu.edu.au/current-students/campus-life/advice-support/learning-advice/learning-hubs-study-advice-career-guidance>

Facebook: www.facebook.com/vulearninghubs

Student Mentors @ the Learning Hubs

Drop-in sessions and College specific Study Spaces are run by high-achieving and fully trained current VU students. Located in the Learning Hubs, Student Mentors can help with navigating the various university systems, software packages, breaking down your assignments into achievable goals and more.

Website: <https://www.vu.edu.au/current-students/campus-life/advice-support/learning-advice/student-mentors>

Facebook: www.facebook.com/vustudentmentors

International Student Support

Adjusting to a new culture and environment is exciting, but it can be challenging at times. We can help you understand what's required of you as an international student, and the opportunities and support available at VU.

Website: <https://www.vu.edu.au/current-students/campus-life/advice-support/international-student-support>

Phone: +61 3 9919 6100

Careers Service

VU Careers Service offer a range of online and face to face services to help you prepare for work, apply for jobs, and develop your resume and interview skills.

Website: <https://www.vu.edu.au/student-life/careers-opportunities/careers-service>

Counselling

[Counselling services](#) provides professional services designed to assist you as a student in your personal, psychological and social development.

Website: www.vu.edu.au/counselling

Phone: 9919 5400

Accessibility support

If you have a disability or medical condition that may impact upon your studies, Accessibility Services can support and assist you with our range of support and resources

Website: www.vu.edu.au/disability

Phone: 9919 5400

Finance and Welfare services

Finance and Welfare services provide free and confidential support and assistance to help you develop practical skills to better manage your time, budget, bills, Centrelink and personal issues. Assistance with strategies to help you to concentrate on your studies and get the most out of university life.

Website: <https://www.vu.edu.au/campuses-services/student-support/financial-assistance>

Safer Community

Safer Community is a central point of enquiry, response and support for concerning, threatening or inappropriate behaviour.

Website: <https://www.vu.edu.au/campuses-services/safety-security/safer-community>

Student Advocacy - know your rights

Student Advocacy service provides confidential advice, support and representation to help you progress successfully during your time at university.

Website: <https://www.vu.edu.au/campuses-services/student-support/student-advocacy>

VU Health

VU has a health advisor who can provide health advice, information and referrals.

Contact Health Advisor – email healthadvice@vu.edu.au

Website: <https://www.vu.edu.au/current-students/campus-life/advice-support/health-advice>

VU Sport

VU Sport offers a wide range of sporting activities and facilities with something for everyone. You can make friends whilst you participate in social or competitive sport. You can join other VU students in community fitness events. You can de-stress and get stronger with group exercise classes and personal training at our campus fitness centres. You can (learn to) swim at our indoor heated aquatic facility. You can THRIVE with VU Sport

Website: www.vu.edu.au/sport

VU Library

VU Library provides a range of services and facilities for VU students: 24-hour access to online resources, chat online with a librarian, seven campus libraries for help with your information needs, access to a PC or a quiet place to study.

Website: www.vu.edu.au/library

HANDBOOK AND ORIENTATION ACKNOWLEDGEMENT FORM

I _____ from Room _____

At UniLodge Victoria University have read, fully understand and accept the contents of the current Residential handbook.

I acknowledge that I have also read, fully understand and accept the contents of the orientation.

I acknowledge my responsibilities as a resident of the building and accept the terms by which my rental payments must be paid.

I understand the penalties for early termination of the Residential Tenancy Agreement.

Signature:

Full name (please print name in English):

Date:
